










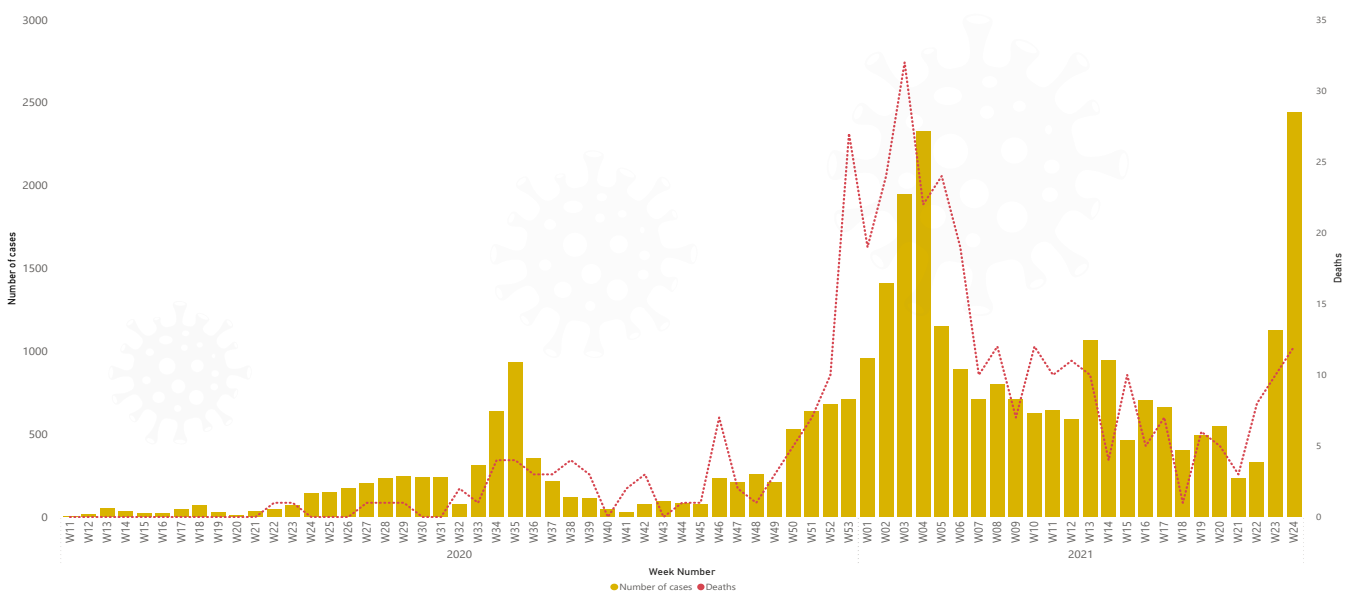
COVID19 Weekly Epidemiological Bulletin

EPI WEEK 24: From 14th to 20th June, 2021

1. Epidemiological Summary as of 20th June 2021

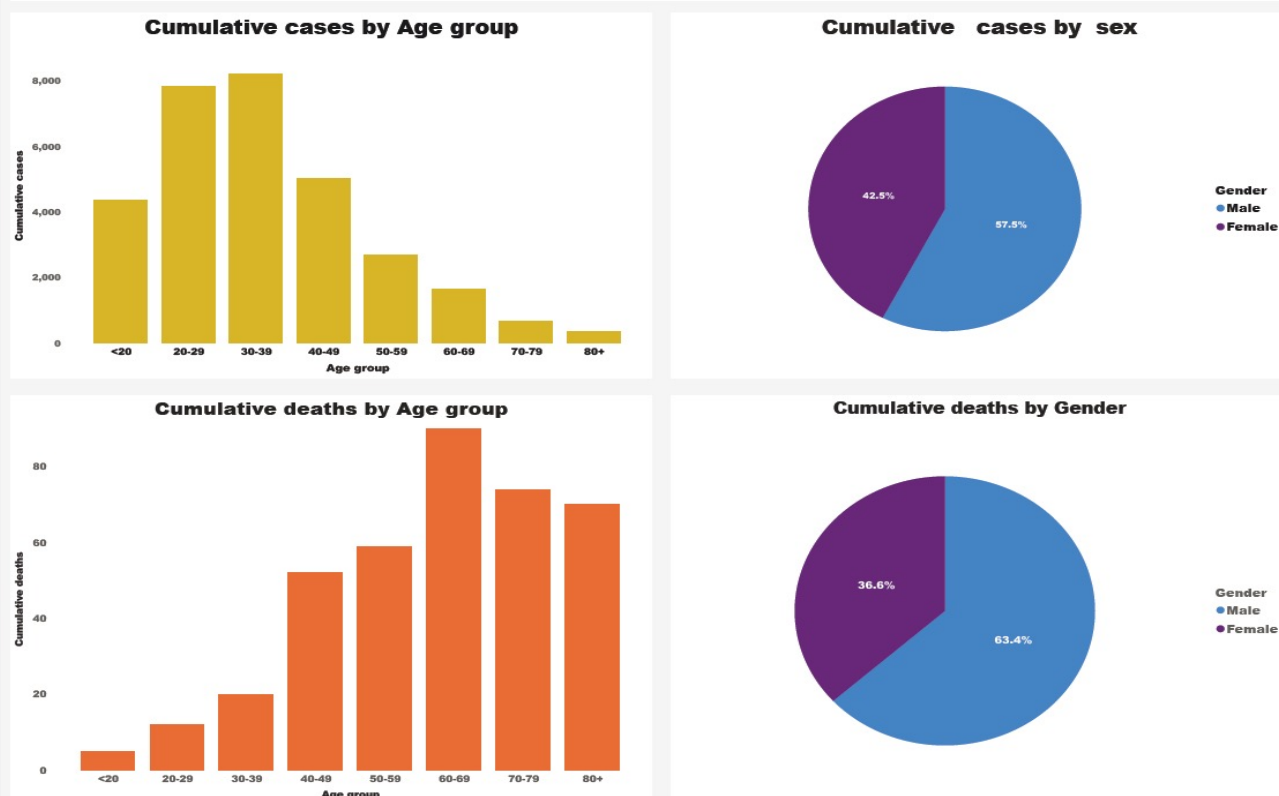
	Number of tests:	1,551,520		Active cases:	3,727
	Average tests per day:	3,343		Number of cases in critical condition:	11
	Number of positive cases:	30,813		Total vaccinated:	390,777
	Positivity rate:	1.98 %		Second dose:	246,476
	Number of deaths:	382			
	Case fatality ratio:	1.23%			
	Number of recoveries:	26,704			
	Recovery rate:	86,66%			

2. Weekly trend in number of new cases and deaths



3. Distribution of cases and deaths by age group and gender.

Cases and deaths distribution by age group and gender as of June 20, 2021



4. Weekly summary in numbers: Comparison with the previous week

Indicator	Week 23 From 7th to 13th June, 2021	Week 24 From 14th to 20th June, 2021
Number of new tests	34,336	45,809
New cases	1,128	2,440
Positivity rate	3.2%	5.3 %
New deaths	10	12
New recoveries	116	363
New cases in Kigali	444	1,018
New cases outside Kigali	684	1,422
New deaths in Kigali	7	10
New deaths outside Kigali	3	2
Incidence rate (cases by 100,000 people)	8.7/100,000	18.8/100,000

Notes:

There is remarkable increase in cases and deaths compared to previous week: number of new cases increased 116% (from 1,128 to 2,440 cases); number of deaths increased 20% (from 10 to 12 deaths)

5. COVID-19 Cumulative Case Fatality Ratio by district as of 20th June, 2021

